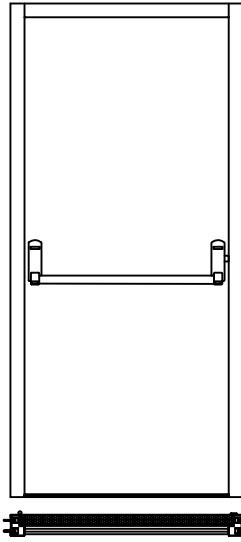



Overall Frame Width = Structural Opening Minus 10mm



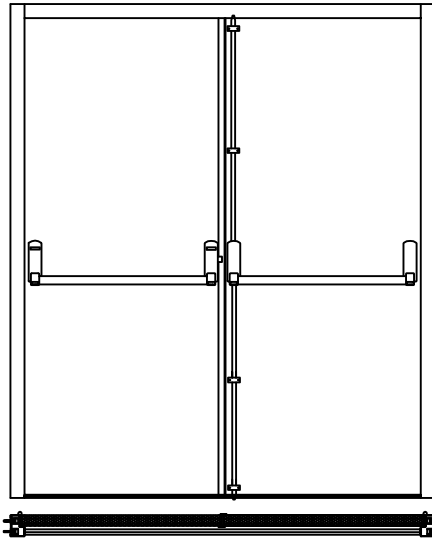

Standard Specification:

- Frame Manufactured From 1.6mm Zintec Steel
- Leaf Manufactured From 1.2mm Zintec Steel
- 90mm Deep Overall Standard Single Rebate Frame
- 45mm Thick Security Astragal Lipped Door Leaf
- Security Dog Bolts To Hinged Side Of Leaf
- Dufayllite or Rockwool Infill To Door Leaf
- Hardware To Suit Customers Requirements
- Minimum 3 No. Stainless Steel Ball Bearing Butt Hinges (Subject To Leaf Weight And Design Configuration)
- Aluminum DDA Compliant Threshold c/w Neoprene Seal
- Standard Self Adhesive Frame Weather Seals
- Ppc Finish - Standard Stock RAL/BS Colour



DOVE STEEL DOORS AND SHUTTERS LIMITED
TEL: 01384 22 11 44
www.dovesteeldoors.co.uk
SD-EFE FIRE EXIT SINGLE LEAF STEEL DOORSET

Overall Frame Width = Structural Opening Minus 10mm



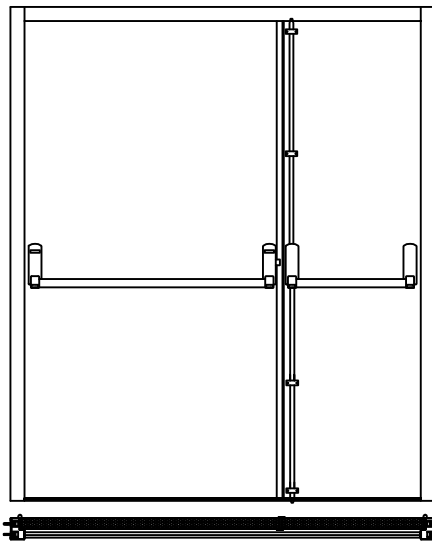

Standard Specification:

- Frame Manufactured From 1.6mm Zintec Steel
- Leaf Manufactured From 1.2mm Zintec Steel
- 90mm Deep Overall Standard Single Rebate Frame
- 45mm Thick Security Astragal Lipped Door Leaf
- Security Dog Bolts To Hinged Side Of Leaf
- Dufayllite or Rockwool Infill To Door Leaf
- Hardware To Suit Customers Requirements
- Minimum 3 No. Stainless Steel Ball Bearing Butt Hinges (Subject To Leaf Weight And Design Configuration)
- Aluminum DDA Compliant Threshold c/w Neoprene Seal
- Standard Self Adhesive Frame Weather Seals
- Ppc Finish - Standard Stock RAL/BS Colour



DOVE STEEL DOORS AND SHUTTERS LIMITED
TEL: 01384 22 11 44
www.dovesteeldoors.co.uk
SD-EFE FIRE EXIT DOUBLE LEAF STEEL DOORSET

Overall Frame Width = Structural Opening Minus 10mm



Standard Specification:

- Frame Manufactured From 1.6mm Zintec Steel
- Leaf Manufactured From 1.2mm Zintec Steel
- 90mm Deep Overall Standard Single Rebate Frame
- 45mm Thick Security Astragal Lipped Door Leaf
- Security Dog Bolts To Hinged Side Of Leaf
- Dufayllite or Rockwool Infill To Door Leaf
- Hardware To Suit Customers Requirements
- Minimum 3 No. Stainless Steel Ball Bearing Butt Hinges (Subject To Leaf Weight And Design Configuration)
- Aluminum DDA Compliant Threshold c/w Neoprene Seal
- Standard Self Adhesive Frame Weather Seals
- Ppc Finish - Standard Stock RAL/BS Colour



DOVE STEEL DOORS AND SHUTTERS LIMITED
TEL: 01384 22 11 44
www.dovesteeldoors.co.uk
SD-EFE FIRE EXIT LEAF & HALF STEEL DOORSET